

Montessori

Arabic Clothing

EeZee Homeschool



جِذَاء



جِذَاء



ملابس

Clothing



سُتْرَة



سُتْرَة

3
Part
CARDS



Socks

جَوْرَب



Socks

جَوْرَب



Shoes

جِذاء



Shoes

جِذاء



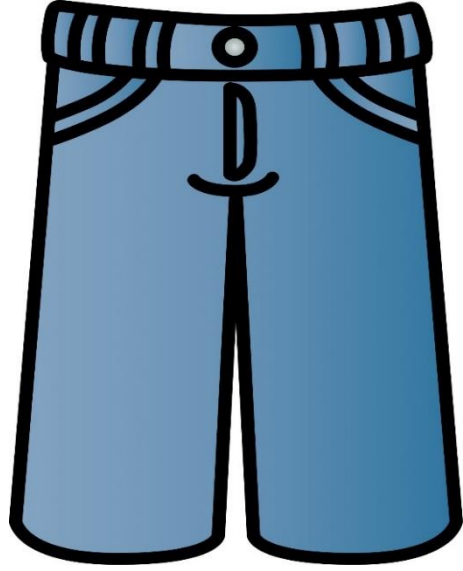
Dress

فُستان



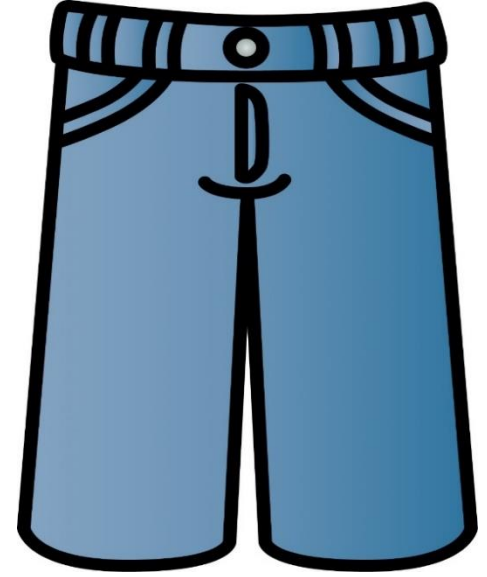
Dress

فُستان



Trousers

سِرُّوَال



Trousers

سِرُّوَال



Shirt

قميص



Shirt

قميص




Jacket

سُترة




Jacket

سُترة




Skirt

تنّورة



Skirt

تنّورة



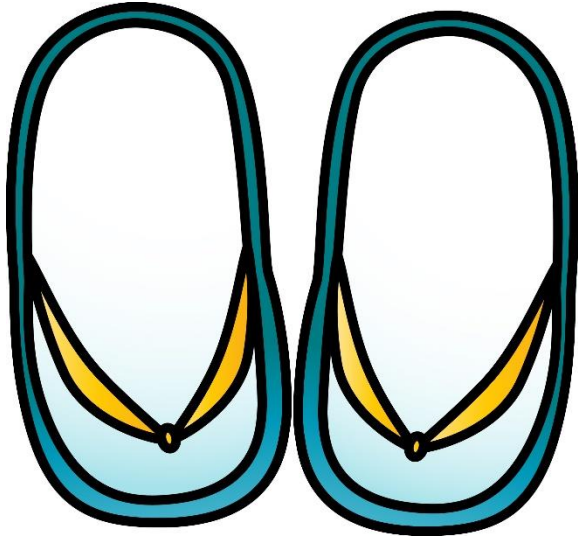
Shorts

سِرُّوَالِ قَصِير



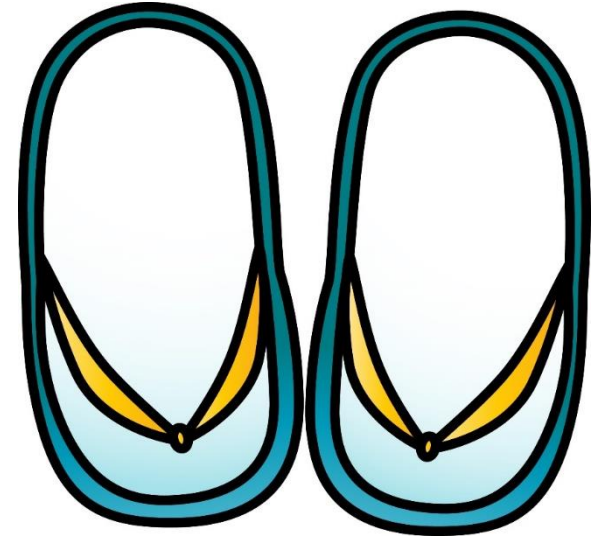
Shorts

سِرُّوَالِ قَصِير




Slippers

خُفَّ




Slippers

خُفَّ



Hat

قُبَّعة




Hat

قُبَّعة



Tie

رَبْطَةُ عُنُق



Tie

رَبْطَةُ عُنُق



Scarf

وشاح



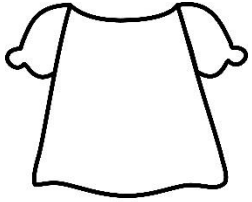
Scarf

وشاح

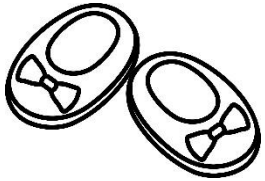
Draw a line to match the picture and word.



جُورَب



حَدّاء




فُسْتان




قَمِيص



سُتْرَة




تَنْوَرَة




سِرْوَال قَصِير




خُفّ




رَبْطَةُ عُنُق




وِشَاح



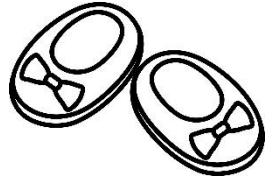
قُبَّعة




جَوْرَب





حَدَّاء



فُسْتَان



قَمِيص






سُترة

تَنُورة

سِرُوال قَصير

خُفّ



رَبْطَةُ عُنُق

وِشَاح

قُبَّعة



Thank you for visiting EeZee Homeschool and purchasing '3-Part Arabic Clothing Cards' Printable!

You MAY:

- ✓ Save the files on your computer and print off copies for yourself or classroom.

You MAY NOT:

- ✗ Download any EeZee Homeschool files onto your own or other sites. Instead, direct readers to my blog page at eezeehomeschool.com
- ✗ Sell any EeZeeHomeschool.com files.

All downloads are copyright protected.

If you have any enquiries, please do contact us at eezeehomeschool@gmail.com

Clipart Design: WHIMSY CLIPS

Thank you!

EeZeeHomeschool.Com



Instructions

BEGINNERS – Controlled Cards FIRST

In this presentation the control cards are laid out first, then the picture-only cards are matched to the control cards, and then the labels are matched with the pictures. It is okay if the difficulty of some of the words is a little advanced for the child if the objects are familiar to the child.

ADVANCE – Controlled cards LAST

In this presentation the picture cards are laid out first, then the child tries to match the labels correctly. The control cards are matched last to check the work.